



Item & Description Same Line



Patel Software | Ahmedabad | +91 987 999 2357, +91 787878 6979 | tallyplus@gmail.com

List of Ready Add-Ons: <https://www.tallysoftwares.com/addons>

© 2024 Patel Software. All rights reserved.

Tally, Tally 9, Tally9, Tally.ERP, Tally.ERP 9, Shoper, Shoper 9, Shoper POS, Shoper HO, Shoper 9 POS, Shoper 9 HO, TallyDeveloper, Tally.Server 9, Tally Developer, Tally. Developer 9, Tally.NET, Tally Development Environment, TallyPrime, TallyPrimeDeveloper, TallyPrime Server, Tally Extender, Tally Integrator, Tally Integrated Network, Tally Service Partner, TallyAcademy & Power of Simplicity are either registered trademarks or trademarks of Tally Solutions Pvt. Ltd. in India and/or other countries. All other trademarks are properties of their respective owners.

Version: Patel Software / Item & Description Same Line / TPRM 5.0 / Aug'2024

Item & Description Same Line / TPRM 5.0 / Oct2024

Item & Description Same Line

Introduction

With this Add-on, we get Items & Description Print in Same Line for Tally Sales Invoice.

Benefits

- Printing of Item Description with Item Line saves printing space.

Description

While using Item Description in Sales Invoicing, and it will print in Tally Invoice below the Stock Item Name, This Add-On facilitates to get print Description in Same Line of Stock Item, it is useful for one- or two-lines description can get print clearly in Stock Item Lines.

What's New?

Compatible with Latest Release Tally Prime 5.0.

Important!

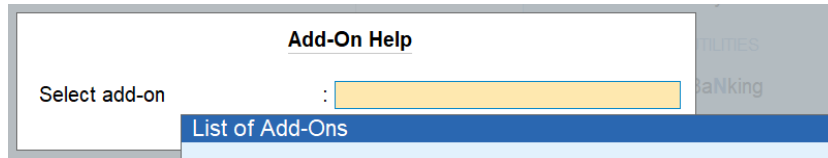
Take back up of your company data before activating the Add-on.

Once you try/purchase an Add-on, follow the steps below to configure the Add-on and use it.

Setup Guide

1. Update your license by going to **Gateway of Tally → F1: Help → Settings → License → Manage License → F5: Update**
(In case you are using a multi-site account, you will need to configure Tally Prime to activate the Add-on for a particular site. Click [here](#) for the steps.)
2. Shut down and Restart Tally Prime and open your company.

3. Press **Ctrl + Alt + H** at any menu screen to open the user manual. In case of multiple Add-on, **Add-On Help** screen will pop-up to select Add-on Manual.

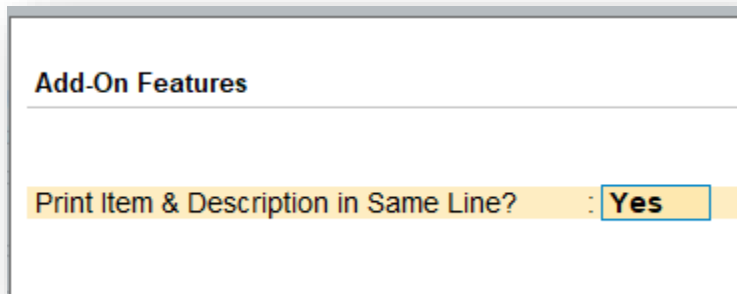


4. Activate the Add-on.

For Tally Prime Release 1.0 onward

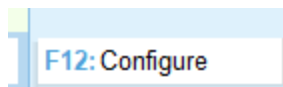
Go to **Gateway of Tally → F1: Help → TDL & Add-On → F6: Add-On Features**. Alternatively, you may press **CTRL + ALT + T** from any menu to open TDL Management report and then press **F6: Add-On Features**

Set "Yes" to the option "Print Item & Description in Same Line?"



5. Add-on details with images

While Creating Sales Voucher, we have to enabled "Provide additional description for stock item? YES from F12: Config.



Sales GST No. 2022-23/0062

GST Registration : Gujarat Registration

15-Sep-24 Sunday

Party A/c name : **ABC Buyer (New Group - North Debtors)** Price Level :
 Current balance : 6,33,951.27 Dr
 Turnover (last yr) : 9,52,763.15 Dr (this yr) : 1,25,981.65 Dr
 Sales ledger : **Sales GST**
 Current balance : 76,169.03 Cr

Configuration

Show more configurations : **Yes**
 Show all configurations : **Yes**

General Details

Provide Buyer details : **Yes**
 Provide Dispatch, Order, and Export details : **Yes**
 Provide Order details : **Yes**
 Provide Export details : **No**
 Select common Ledger Account for Item Allocation : **Yes**
 Use default Bill-wise details for Bill Allocation : **No**
 Show list of Bills for selection : **Yes**
 Show Final Balances for each Bill : **Yes**
 Provide Additional Descriptions for Ledgers : **No**
 Provide Additional Descriptions for Stock Items : **Yes**
 Warn on negative Stock Balance : **Yes**
 Use Voucher No. as Bill Reference for Bill Allocation : **Yes**

Bank Use o
 Remo
 Paym
 Use o
 Remo
 Tax I
 Provi
 Calcu
 (e/se
 Calcu

Now Enter few Stock Items with Item Descriptions as below screen;

Sales GST No. 2022-23/0060

GST Registration : Gujarat Registration

15-Sep-24 Sunday

Party A/c name : **ABC Buyer (New Group - North Debtors)** Price Level :
 Current balance : 6,33,951.27 Dr
 Turnover (last yr) : 9,52,763.15 Dr (this yr) : 1,25,981.65 Dr
 Sales ledger : **Sales GST**
 Current balance : 76,169.03 Cr

Name of Item	Quantity		Rate (Incl. of Tax)	Rate per	Disc %	Amount
	Actual	Billed				
Product-1	1 SET	1 SET	1,500.00	1,271.19	SET	1,271.19
Prod. Descript-1						
Prod. Descript-2						
Product-2	1 SET	1 SET	500.00	423.73	SET	423.73
Prod. Descript-3						
Prod. Descript-4						
Product-3	2 SET	2 SET	200.00	169.49	SET	338.98
Prod3-Desc-1						
CGST						2,033.90
SGST						201.06
Freight on Sales						200.00
Transportaion on Sales						150.00
Provide e-Invoice details : No						
Narration: thanks for purchase, visit again, we are dealing in Tally Accounting Software	4 SET	4 SET				2,786.02

Now check in Print Preview with Normal / Regular Tally Invoice Print

E-Mail : tallyplus@yahoo.com					
Buyer (Bill to) ABC Buyer (New Group - North Debtors) Sola Road, Naranpura, Hhh GSTIN/UIN : 24AAAFH5518A1Z2 PAN/IT No : AA AFH5518A State Name : Gujarat, Code : 24 Place of Supply : Gujarat Contact person : ABC Contact : 079-7878786979, 6377259699 Fax : 079-2792791 E-Mail : tallyplus@yahoo.com		Terms of Delivery			
Sl No.	Description of Goods and Services	Quantity	Rate	per	Amount
1	Product-1 Prod.Descript-1, Prod.Descript-2	1 SET	1,271.19	SET	1,271.19
2	Product-2 Prod.Descript-3, Prod.Descript-4	1 SET	423.73	SET	423.73
3	Product-3 Prod3-Desc-1	2 SET	169.49	SET	338.98
					2,033.90
CGST					201.06
SGST					201.06
Freight on Sales					200.00
Transportaion on Sales					150.00

In Item Lines, we are getting Item Descriptions

Similarly in Simple Invoice Printing

		State Name : Gujarat, Code: 24 Place of Supply : Gujarat Contact Person : ABC Contact : 079-7878786979, 6377259699 Fax Number : 079-2792791 E-Mail : tallyplus@yahoo.com			
Order No. ♦ Not Applicable		Delivery Note ♦ Not Applicable			
Sl No.	Description of Goods and Services	Quantity	Rate	per	Amount
1	Product-1 Prod.Descript-1, Prod.Descript-2	1 SET	1,271.19	SET	1,271.19
2	Product-2 Prod.Descript-3, Prod.Descript-4	1 SET	423.73	SET	423.73
3	Product-3 Prod3-Desc-1	2 SET	169.49	SET	338.98
					2,033.90
CGST					201.06
SGST					201.06
Freight on Sales					200.00
Transportaion on Sales					150.00

FAQ

Which version/release of Tally Prime does the add-on support?

This add-on will work only from Tally Prime Release 1.0

How will I get support for this add-on?

For any functional support requirements please do write to us on tallyplus@gmail.com or call us at + 919879992357. Alternatively, you can send a support query to support@tallysolutions.com.

If I need some enhancements / changes to be incorporated for the add-on, whom should I contact?

Please to write to us on tallyplus@gmail.com with your additional requirements and we will revert to you in 24 business hours.

Will new features added be available to us?

We offer One Year availability of all support and new features free of cost. After one-year, nominal subscription cost will be applicable to you to continue to get free support and updates.

What will happen after one year?

A subscription for a year has to be renewed for the Add-On. The cost would be 20% of the MRP prevailing at that time, of the Add-On.

I am using a multi-site. Can I use the same Add-on for all the sites?

No, one Add-on will work only for one site. You need to purchase again if you want to use the same Add-on for more sites.

How do I configure the add-ons for multi-site?

If you are a Tally Prime Multi site user, add the Add-on to the required site as follows:

- a. **Gateway of Tally → F1: Help → Settings → License → Manage Account.** This shall open control Centre on Tally Portal / Website
- b. **Go to TDL Management → TDL Configuration → Select the site's default TDL**

- c. Under '**Select TDL Account**', select the Add-on Name and Click on Create / Accept button.

TDL Configuration

Name of Configuration * Allow Local TDL(s)?
No

Select TDL(s) to load

Select TDL Account	Type	License	Expiry Date
<input type="checkbox"/> 1TDL	Other TDL	Perpetual	
<input checked="" type="checkbox"/> 2TDL	Other TDL	Perpetual	
<input checked="" type="checkbox"/> 3tdl	Other TDL	Perpetual	
<input type="checkbox"/> 4tdl	Other TDL	Perpetual	
<input type="checkbox"/> StdI	Other TDL	Perpetual	

Cancel

- d. Update your license by going to **Gateway of Tally → F1: Help → Settings → License → Manage License → F5: Update**

Note: To know or change the site's default TDL configuration, go to **Gateway of Tally → F1: Help → Settings → License → Manage Account**. In the webpage go to **Account Management → License Management** and look at the Deployment section in the right side of the pane.)

I have upgraded to a new Tally Prime Release. What will happen?

Normally, the add-on will work fine without any glitches. If you face problems with the Add-on, you can contact us for support.

TDL Management screen shows errors with the Add-on. What do I do?

Check whether the error is because of the Add-on or because of clashes between 2 TDLs (An add-on is also a TDL). In case of clashes, disable one or more TDLs and check which TDL has the error. If the Add-on has a problem, you can report it to us.

My Tally went into educational mode after installing the add-on. What do I do?

go to **Gateway of Tally → F1: Help → Settings → License → Manage Account**. In the webpage go to **Account Management → License Management** and look at the Deployment section. Select **Not Applicable** for TDL Configuration and the Add-On is removed for the license. Now **Update the license** from the product.

How do I cross upgrade the Add-on from Silver to Gold Edition?

Item & Description Same Line / TPRM 5.0 / Oct2024

Go to **F1: Help → TallyShop**. A web page for TallyShop shall open. Choose the add-on for which the edition needs to be changed. Update the license and restart Tally after download.

My Subscription for the Add-on has expired. How do I renew my subscription?

Go to **F1: Help → TallyShop**. A web page for TallyShop shall open. Choose the add-on for which the subscription is required to be renewed.

Will this add-on work in remote session?

Yes, this add-on will work remotely.